

Byron Center Charter School
“Making a Difference”



Annual Education Report
For the 2006-2007
Academic Year

September 2007

*Byron Center Charter School
9930 Burlingame Ave., SW
Byron Center, MI 49315
(616) 878-4852*

Board of Directors

*Tammie McSpadden, President
Kelli Hull, Vice-President
Anne Brouillette, Secretary
Gerald Joubert, Treasurer
Amy Koorndyk, Trustee*

Administrator

Tom Kruzel

Staff

*Jill Ayers
Karen Boersma
Daniel Brown
Brandon Emmelkamp
Emily Gibbs
Christina Groenheide
Kimberly Humes
Tamela Leyendecker
Christy Manker
Alexander Manker
Deborah Martin
Debra Mertz
Kristin Oslund
Scott Pollmann
Kimberly Slotman
Angela Smalla
Kara Stevens
Polly Timmerman
Kay Vronko
Kellie Wolthuis
Naomi Younglove*

Mission

Byron Center Charter School strives to equip all students to walk through their doors of opportunity by providing strong academic training and instilling integrity of character.

Description of the School

Byron Center Charter has concluded its 11th year of operation. The School served grades K-12 for the 2006-07 academic year.

Byron Center Charter School focuses on character values and academics. The School believes that to teach a child is a noble calling; that throughout life, parents are a child's first teachers with the primary right and responsibility for their child's education. Byron Center Charter School believes a quality education is rooted in character, competence, academic excellence and hard work. The School seeks to assist a child to develop self-esteem and self-respect. Byron Center Charter School also encourages a child to be honest, fair and compassionate, as well as to have a social conscience and environmental awareness.

School Pledge

"Making a Difference"

Today I promise to do my best.
To strive for excellence is my quest.

I will respect those in authority and abide by our rules,
Using fairness, honesty, and compassion as tools.

I will develop a social conscience, and treat the earth with care.
We are all created equally—of this I am aware.

I will move forward with courage in ways that are just.
I will accept responsibilities—be someone you can trust.

For I know that if it is to BE,
Making the difference is up to ME.

Student Selection

Byron Center Charter School is authorized by Grand Valley State University to serve kindergarten through 12th grade. All Michigan students in grades K-12 are eligible to apply for enrollment. No student can be denied admission based on race, religion, intellectual or athletic ability.

Accomplishments

- Graduated sixth senior class
- Students in the eighth grade participated in the social studies essay contest “*America and Me*” placing first, second and third
- Students created yearbook
- Field Trips – 2-3 per grade level
- Continued increase in student achievement on standardized testing (See student achievement section for details)
- Increased and upgraded technology
- An active Parent Teacher Organization (PTO) supported classroom activities and purchased equipment for the school.

Special Programs

- ❖ Christmas Music Program
- ❖ Spring Music Program
- ❖ School Spirit Week
- ❖ Award Ceremonies
- ❖ Weekly Recognition of students demonstrating positive character traits
- ❖ Various drama / talent presentations
- ❖ Middle / high social events
- ❖ Weekly all school flag raising assembly
- ❖ March is reading month activities
- ❖ 6th grade market day
- ❖ Reading buddies
- ❖ Study buddies

Student Enrollment

At the beginning of the 2006-07 academic year 192 students were enrolled.

The following is a break down of the 192 students enrolled by race and gender.

Native American	Asian	Black	Hispanic	White
0 male	0 male	0 male	4 male	82 male
0 female	6 female	2 female	0 female	98 female

Special Need Students

Fifty eight of the 192 students enrolled at Byron Center Charter School during the 2006-07 school year were special needs students. These students were served with support within the classroom, the resource room, and with a speech teacher and/or social worker contracted from Comprehensive Therapy Center.

Community Involvement

Students took part in various community outreach projects including:

- Students visited a local nursing home
- Community speakers brought in to teach students about abstinence and peer pressure
- Health presentation
- 6th grade adopted a family and supplied groceries and gifts for Christmas
- 9th and 10th graders participated in a Career Exploration event
- BCC Community Carnival

Parent Teacher Conferences

Byron Center Charter School held parent-teacher conferences twice during the school year. Attendance at the 2006-07 parent - teacher conferences was: elementary 96%, middle school 91% and high school 72%.

Parent Volunteers

Parents are encouraged to volunteer at Byron Center Charter School. Parents regularly volunteer to assist in the classrooms and special events. Field trips would not have been possible this year without the assistance of our parents. Parents were the drivers to and from all field trips, as the School does not have busing. The PTO conducted numerous fundraisers highlighted by the first annual school walkathon. Funds provide additional materials and trips for students, intramural athletics. Also, the PTO served the entire staff a luncheon with gifts.

Student Volunteers

Byron Center Charter, as part of graduation, requires high school students 60 hours of community service.

Professional Development

Byron Center Charter strives to improve student achievement in the Core Curricular areas through staff development.

The staff at Byron Center Charter School took part in professional development opportunities in their specific subject areas. The staff of the School also took part in many areas of school wide professional development opportunities.

Byron Center Charter received a Title IIa Grant. This grant was used for professional development activities. The thrust of the professional development activities was to provide staff with the necessary research and application in areas of successful teaching practices, classroom strategies, and character development.

Curriculum

Curriculum development is an on-going process at Byron Center Charter through the school improvement team process. The State Model Core Curriculum, along with grade level content expectations (GLCE's), is the basis for the subject matter taught at Byron Center Charter School. Specific benchmarks for skill achievement at Byron Center Charter School are based on the Michigan Frameworks.

Phonics and literature based language arts, fundamental math, science, social studies, art, computer technology and music are part of Byron Center Charter School's curriculum. This is accomplished by establishing a partnership with the School's families and community. Byron Center Charter School seeks to provide a disciplined, safe and stimulating environment, developing sound character, citizenship principles, competence and lifelong skills. Byron Center Charter School will also strive to provide unique and innovative teaching styles, curriculums and programs while embracing leading edge technology. Byron Center Charter received a small school grant and used this money to upgrade its technology program.

Byron Center Charter School reviewed it's curriculum for state standards alliance, and it's math curriculum for areas to improve student performance.

Student Achievement

Students took assessments in the Michigan Educational Assessment Program, and the Northwest Evaluation Association, measuring academic progress, standardized test. In addition, the School conducted an internal performance review. As a result of the above tests and review, Byron Center Charter School again made AYP (Adequate Yearly Progress) and was awarded an "A" in the state's "Education Yes" school report card.

Level 1 Endorsed-Exceeded Michigan Standards
 Level 2 Endorsed-Met Michigan Standards
 Level 3 Endorsed-At Basic Level
 Level 4 Not Endorsed

3rd grade	--	Reading	2007	2006
		% met or exceeded state standards	100	89
		Number of students tested	10	18
		Level 1 %	40	22
		Level 2 %	60	67
		Level 3 %		6
		Level 4 %		6
3rd grade	--	Math		2006
		% met or exceeded state standards	80	100
		Number students tested	10	19
		Level 1 %	60	63
		Level 2 %	20	37
		Level 3 %	20	0
		Level 4 %		0
3rd grade	--	Writing		2006
		% met or exceeded state standards	40	63
		Number students tested	10	19
		Level 1 %		11
		Level 2 %	40	53
		Level 3 %	40	37
		Level 4 %	20	0
3rd grade	--	Reading/Writing combined		2006
		% met or exceeded state standards	70	78
		Number students tested	10	18
		Level 1 %	10	17

Level 2 %	60	61
Level 3 %	30	17
Level 4 %		6

4th grade	--	Reading	2007	2006
% met or exceeded state standards			89	88
Number of students tested			19	17
		Level 1 %	47	12
		Level 2 %	42	76
		Level 3 %	11	12
		Level 4 %	0	0

4th grade	--	Math	2007	2006
% met or exceeded state standards			95	88
Number students tested			19	17
		Level 1 %	42	35
		Level 2 %	53	53
		Level 3 %	5	12
		Level 4 %	0	0

4th grade	--	Writing	2007	2006
% met or exceeded state standards			56	35
Number students tested			18	17
		Level 1 %	11	0
		Level 2 %	45	35
		Level 3 %	44	53
		Level 4 %	0	12

4th grade	--	Reading/Writing combined	2007	2006
% met or exceeded state standards			84	76
Number students tested			18	17
		Level 1 %	28	6
		Level 2 %	56	71
		Level 3 %	16	24
		Level 4 %	0	0

5th grade	Reading	2007	2006
% met or exceeded state standards		79	100

Number students tested	14	9
Level 1 %	7	22
Level 2 %	72	78
Level 3 %	21	0
Level 4 %	0	0

5th grade Writing	2007	2006
% met or exceeded state standards	29	56

Number students tested	14	9
Level 1 %	0	0
Level 2 %	29	56
Level 3 %	57	44
Level 4 %	14	0

5th grade - Reading/Writing combined	2007	2006
% met or exceeded state standards	64	

Number students tested	14
Level 1 %	0
Level 2 %	64
Level 3 %	36
Level 4 %	0

5th grade Science	2007	2006
% met or exceeded state standards	79	89

Number tested	14	9
Level 1 %	22	33
Level 2 %	57	56
Level 3 %	21	11
Level 4 %	0	0

6th grade -- Reading	2007	2006
% met or exceeded state standards	100	77

Number of students tested	17	13
Level 1 %	29	8
Level 2 %	71	69
Level 3 %	0	23
Level 4 %	0	0

6th grade -- Math	2007	2006
% met or exceeded state standards	88	38

Number students tested	17	13
------------------------	----	----

	Level 1 %	53	0
	Level 2 %	35	38
	Level 3 %	12	54
	Level 4 %	0	8
6th grade -- Writing		2007	2006
% met or exceeded state standards		76	54
Number students tested		17	13
	Level 1 %	0	0
	Level 2 %	76	54
	Level 3 %	24	46
	Level 4 %	0	0
6th grade -- Reading/Writing combined		2007	2006
% met or exceeded state standards		88	69
Number students tested		17	13
	Level 1 %	6	8
	Level 2 %	82	62
	Level 3 %	12	31
	Level 4 %	0	0
6th grade -- Social Studies		2007	2006
% met or exceeded state standards		82	62
Number students tested		17	13
	Level 1 %	35	38
	Level 2 %	47	23
	Level 3 %	12	23
	Level 4 %	6	15
7th grade --- Reading		2007	2006
% met or exceeded state standards		94	88
Number of students tested		16	17
	Level 1 %	19	29
	Level 2 %	75	59
	Level 3 %	6	12
	Level 4 %	0	0
7th grade --- Writing		2007	2006
% met or exceeded state standards		56	88
Number students tested		16	17
	Level 1 %	0	0

Level 2 %	56	88
Level 3 %	32	12
Level 4 %	12	0
7th grade --- Reading/ Writing combined	2007	2006
% met or exceeded state standards	88	94
Number students tested	16	17
Level 1 %	6	6
Level 2 %	82	88
Level 3 %	12	6
Level 4 %	0	0
7th grade Mathematics	2007	2006
% met or exceeded state standards	56	82
Number students tested	16	17
Level 1 %	6	29
Level 2 %	50	53
Level 3 %	38	18
Level 4 %	6	0
8th grade -- Science	2007	2006
% met or exceeded state standards	90	100
Number students tested	20	18
Level 1 %	35	28
Level 2 %	55	72
Level 3 %	5	0
Level 4 %	5	0
8th grade -- Math	2007	2006
% met or exceeded state standards	85	50
Number tested	20	18
Level 1 %	25	28
Level 2 %	60	22
Level 3 %	10	39
Level 4 %	5	11
8th grade --- Reading	2007	2006
% met or exceeded state standards	85	89
Number students tested	20	18
Level 1 %	45	33
Level 2 %	40	56
Level 3 %	0	11
Level 4 %	15	0

8th grade --- Writing	2007	2006
% met or exceeded state standards	65	78
Number students tested	20	18
Level 1 %	5	11
Level 2 %	60	67
Level 3 %	25	17
Level 4 %	10	6
8th grade---Reading/ Writing combined	2007	2006
% met or exceeded state standards	75	89
Number students tested	20	18
Level 1 %	20	6
Level 2 %	55	83
Level 3 %	15	11
Level 4 %	10	0
9th grade --- Social Studies	2007	2006
% met or exceeded state standards	95	79
Number students tested	19	14
Level 1 %	21	29
Level 2 %	74	50
Level 3 %	5	21
Level 4 %	0	0

MEAP HST SCORES 2005

	Math	Reading	Science	Social Studies	Writing	ELA
Level 1	-	-	1	-	-	-
Level 2	7	10	7	2	4	7
Level 3	1	1	2	7	7	4
Level 4	3	-	1	2	-	-

Total # of students who completed all four MEAP Tests: **11**

MEAP HST SCORES 2006

	Math	Reading	Science	Social Studies	Writing
Level 1	-	-	-	5	-
Level 2	8	9	3	6	5
Level 3	4	2	7	-	9
Level 4	2	-	2	-	-

Total # of students who completed all four MEAP Tests: **14**

MEAP HST SCORES 2007

	Math	Reading	Science	Social Studies	Writing
Level 1	-	1	-	3	5
Level 2	4	8	6	6	4
Level 3	3	-	2	-	-
Level 4	2	-	1	-	-

Total # of students who completed all four MEAP Tests: **9**

Authentic Assessments Utilized

Byron Center Charter School utilizes authentic assessments as well as standardized tests. Evaluations of student work are mainly completed in the classroom. Evaluation tools are teacher and curriculum-developed tests, along with the MEAP tests. Evidence of success of the school is in the fact that students are progressing both academically and in character. Progress reports, weekly folders, weekly newsletters and quarterly report cards are also utilized.

STANDARDIZED TEST RESULTS

During the 2006/2007 school year, Byron Center Charter School continued to see great student achievement. All students in grades two through ten took the Northwest Evaluation Association Standardized tests in April.

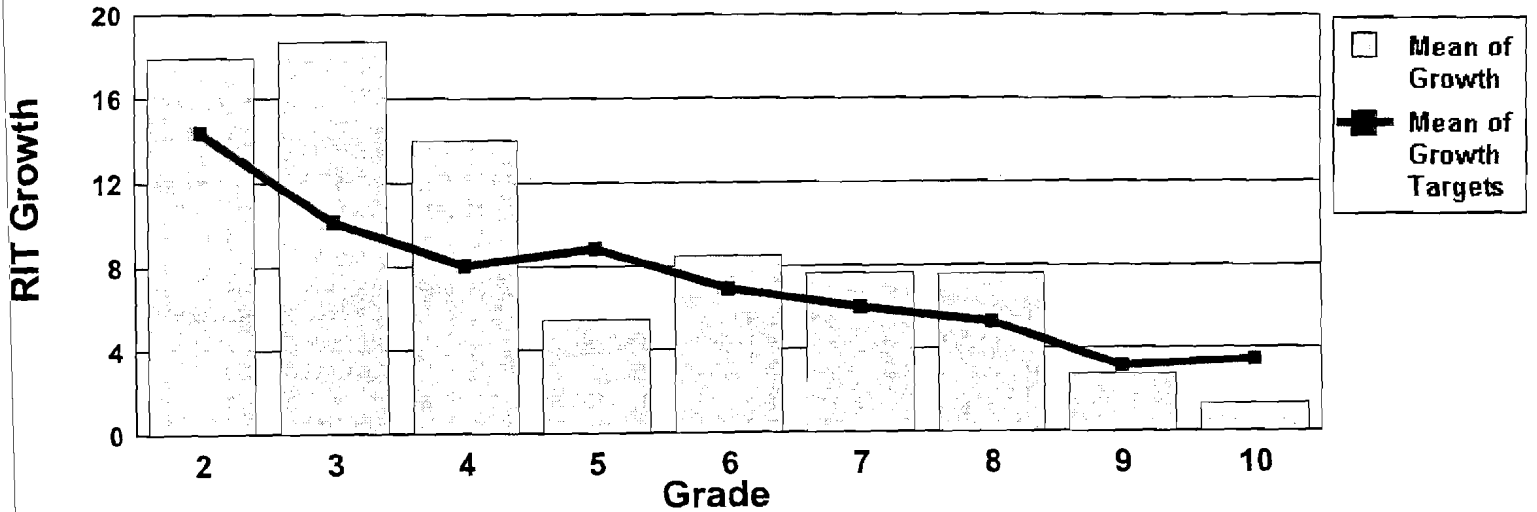
Student Growth Summary - Fall 2006 to Spring 2007

School: Byron Center Charter School

* (Small Group Summary Display is ON)

Mathematics	Count	Fall 2006		Spring 2007		Growth			Mean Growth Target **	Growth Index	Percent of Target	Count Meeting Growth Target	Percent Meeting Growth Target
		Mean RIT	Std Dev	Mean RIT	Std Dev	Mean	Std Dev	Std Error					
Grade 2	11	177.3	14.5	195.2	11.8	17.9	9.9	3.0	14.4	3.5	124.7	8	72.7
Grade 3	7	196.4	15.7	215.1	14.6	18.7	7.5	2.9	10.1	8.6	184.5	7	100.0
Grade 4	21	203.6	12.0	217.6	13.0	14.0	8.8	1.9	8.0	6.0	174.0	16	76.2
Grade 5	13	205.7	9.4	211.2	10.2	5.5	4.0	1.1	8.8	-3.4	61.7	3	23.1
Grade 6	14	220.2	12.6	228.7	9.9	8.5	10.3	2.7	6.9	1.6	122.7	8	57.1
Grade 7	14	217.3	9.3	224.9	16.0	7.6	14.2	3.8	6.0	1.6	127.4	10	71.4
Grade 8	15	229.3	15.2	236.9	13.1	7.6	9.8	2.5	5.3	2.3	144.3	8	53.3
Grade 9	15	232.5	11.5	235.2	11.1	2.7	6.2	1.6	3.1	-0.4	87.2	7	46.7
Grade 10	14	230.3	16.7	231.6	19.0	1.3	8.5	2.3	3.4	-2.1	37.5	7	50.0

Mathematics



† Data for groups with less than 10 students are truncated, but may not be statistically reliable.

** All Targets based on NWEA 2005 RIT Scale Norms

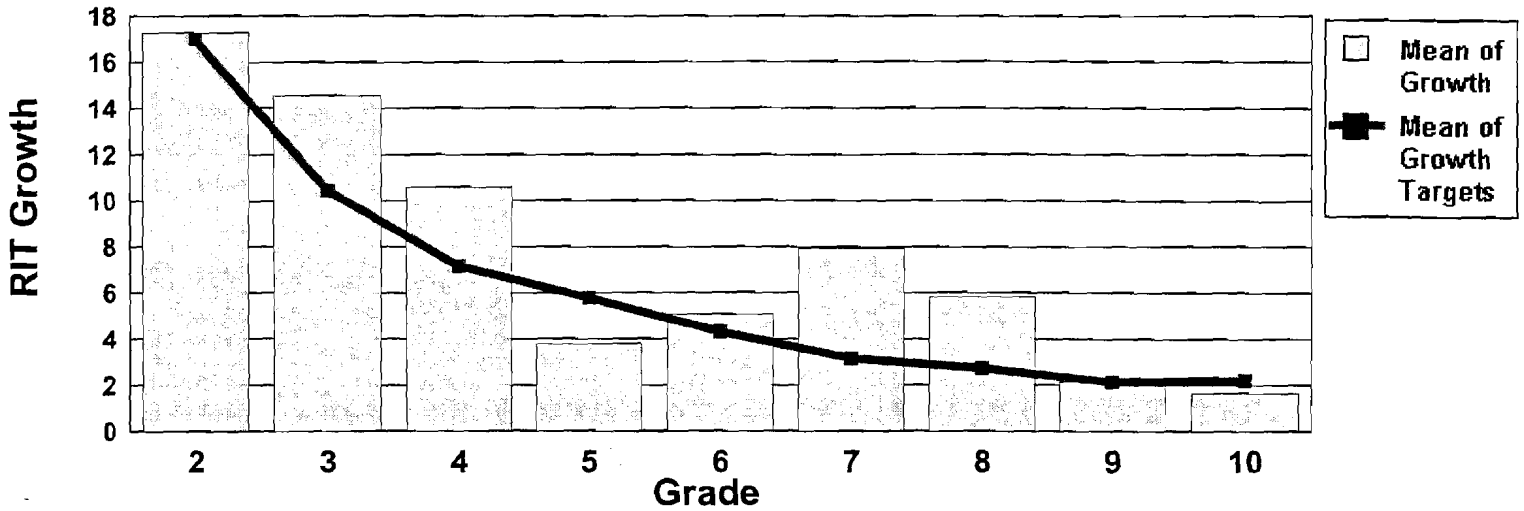
Student Growth Summary - Fall 2006 to Spring 2007

School: Byron Center Charter School

* (Small Group Summary Display is ON)

Language Usage	Count	Fall 2006		Spring 2007		Growth			Mean Growth Target **	Growth Index	Percent of Target	Count Meeting Growth Target	Percent Meeting Growth Target
		Mean RIT	Std Dev	Mean RIT	Std Dev	Mean	Std Dev	Std Error					
Grade 2	11	166.9	15.3	184.2	16.0	17.3	9.7	2.9	17.0	0.3	101.6	7	63.6
Grade 3	9	187.1	18.5	201.7	14.3	14.6	11.7	3.9	10.4	4.1	139.4	6	66.7
Grade 4	20	194.7	17.3	205.3	14.7	10.6	8.2	1.8	7.2	3.5	148.3	16	80.0
Grade 5	14	203.8	13.0	207.6	15.3	3.8	10.0	2.7	5.8	-2.0	65.4	7	50.0
Grade 6	13	209.5	7.1	214.6	9.5	5.1	6.3	1.8	4.3	0.8	117.9	7	53.8
Grade 7	14	213.9	11.3	221.9	9.3	8.0	8.0	2.1	3.1	4.8	252.3	11	78.6
Grade 8	18	219.6	12.1	225.4	11.0	5.8	5.5	1.3	2.7	3.1	214.3	13	72.2
Grade 9	16	225.3	8.4	227.4	6.9	2.1	5.5	1.4	2.1	0.0	100.0	7	43.8
Grade 10	11	221.8	9.3	223.5	7.6	1.7	5.1	1.5	2.2	-0.5	75.0	5	45.5

Language Usage



* Summary data for groups with less than 10 students are shown as selected, but may not be statistically reliable.

** All Targets based on NWEA 2005 RIT Scale Norms

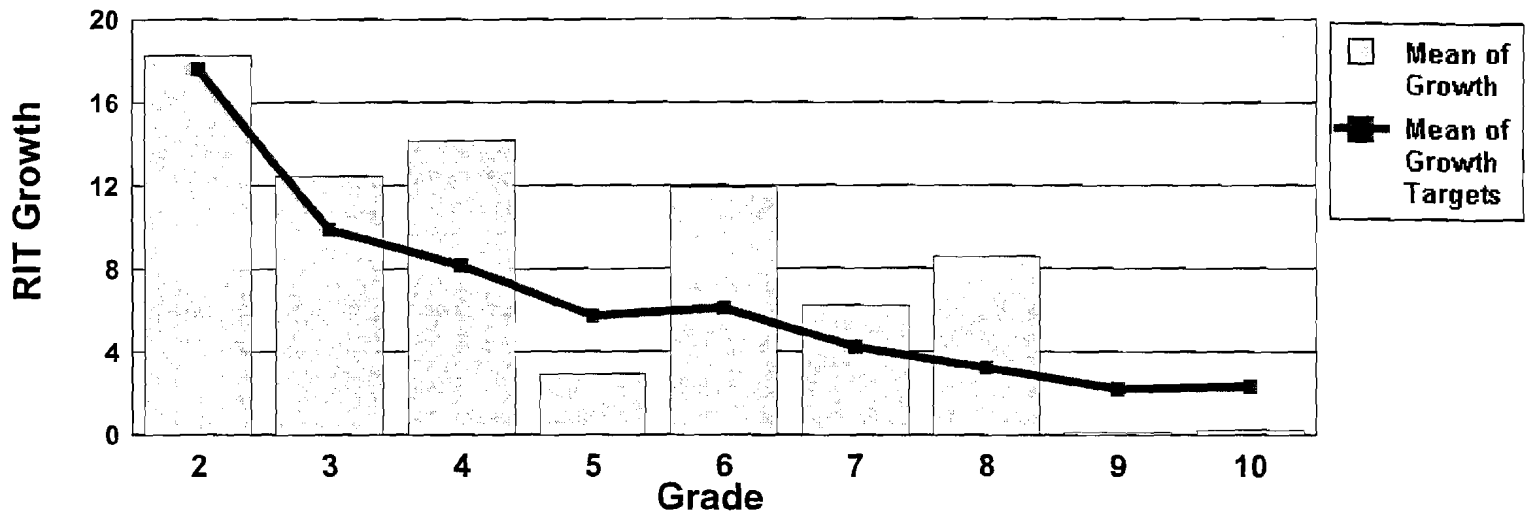
Student Growth Summary - Fall 2006 to Spring 2007

School: Byron Center Charter School

* (Small Group Summary Display is ON)

Reading	Count	Fall 2006		Spring 2007		Growth			Mean Growth Target **	Growth Index	Percent of Target	Count Meeting Growth Target	Percent Meeting Growth Target
		Mean RIT	Std Dev	Mean RIT	Std Dev	Mean	Std Dev	Std Error					
Grade 2	11	163.0	14.9	181.3	18.3	18.3	9.3	2.8	17.6	0.6	103.6	7	63.6
Grade 3	9	186.8	18.4	199.2	14.6	12.4	8.7	2.9	9.9	2.6	125.8	7	77.8
Grade 4	19	188.2	17.9	202.4	15.0	14.2	11.4	2.6	8.2	6.0	173.5	15	78.9
Grade 5	14	203.4	12.6	206.4	12.9	3.0	6.4	1.7	5.7	-2.8	51.3	5	35.7
Grade 6	12	200.8	14.7	212.7	10.8	11.9	9.4	2.7	6.1	5.8	195.9	9	75.0
Grade 7	14	209.7	15.4	215.9	11.2	6.2	8.2	2.2	4.2	2.0	147.5	10	71.4
Grade 8	19	218.7	11.9	227.3	13.3	8.6	10.3	2.4	3.2	5.4	267.2	11	57.9
Grade 9	14	225.1	8.9	225.3	11.4	0.2	8.9	2.4	2.2	-2.1	6.5	6	42.9
Grade 10	12	219.7	11.8	219.9	14.4	0.2	7.7	2.2	2.3	-2.1	10.7	6	50.0

Reading



* Summary data for groups with less than 10 students are shown as selected, but may not be statistically reliable.

** All Targets based on NWEA 2005 RIT Scale Norms

Comparison to National Goals

Goal 1: Ready to Learn

- Byron Center Charter School began instruction at the kindergarten level.
- Parents at Byron Center Charter School are encouraged to assist in their child's educational development.
- Students at Byron Center Charter School are encouraged to keep their bodies fit through physical education classes. Nutritional awareness is part of the science curriculum at the School.

Goals 2: School Completion

- By providing a successful education through grade twelve, students develop the academic skills necessary to succeed at the high school level and beyond.
- Byron Center Charter School students also develop organizational and self-esteem skills necessary to succeed in school and life.

Goal 3: Student Achievement and Citizenship

- Byron Center Charter School students continue to improve in academic performance on the MEAP.
- All Byron Center Charter School students have access to daily physical activity.
- Communication and problem solving skills are stressed within the curriculum.
- Character traits emphasized at Byron Center Charter School are:
 - Responsibility
 - Thankfulness
 - Honesty
 - Courtesy
 - Respect
 - Patience
 - Friendship
 - Truthfulness
 - Kindness
 - Self-Control

Goal 4: Teacher and Professional Development

- All teachers at Byron Center Charter School have access to quality professional development.
- This professional development is available through local in-services and state conferences.
- All teachers at Byron Center Charter School are certified and continue to acquire additional knowledge and skills needed to teach their challenging subject matter.
- Byron Center Charter School has a mentoring program in place.

Goal 5: Mathematics and Science

- Byron Center Charter School has specialists in mathematics and science at the middle and high school level. Technology and real life applications are incorporated throughout the curriculum.

Goal 6: Adult Literacy and Lifelong Learning

- The students at Byron Center Charter School are provided with the necessary life skills to become lifelong learners.

Goal 7: Safe, Disciplined, and Alcohol-and Drug-free School

- A firm and fair policy on use, possession and distribution of drugs and alcohol has been adopted by Byron Center Charter School.
- Middle school students took part in a drug, alcohol and health awareness program.

Goal 8: Parental Participation

- Parents at Byron Center Charter School are actively engaged in a partnership which supports the academic work of children at home.
- Parents participate in the Parent Teacher Organization and School Improvement Team. Parents are also free to address the Board on an informal basis and are given opportunities to be part of the regular agenda if they wish.
- Parents provide fundraising activities.
- Parents assist by providing custodial work, playground assistance, classroom assistance, and maintenance.

Pupil Retention

For the 2006-07 school year, five students were retained.

Parent Satisfaction

Parents have been supportive of Byron Center Charter School. This is evident by the number of students who have re-enrolled, the number of new students enrolled for the fall, and a parent satisfaction survey.

School Improvement

During the past 11 years staff and parent representatives have been active in the school improvement process.

The school improvement team has

- Defined the mission and beliefs of the School
- Performed curriculum analysis and alignment
- Approved standardized testing
- Created informational brochure
- Established and revised graduation guidelines
- Established community services standards for high school credit
- Established goals for three year school improvement plan
- Generated list of recommended expenditures for Golden Apple Grant and Teacher Technology Initiative Grant
- Honor roll requirements were set
- Established high school test out curriculum

During the 2007-2008 academic year the School will further develop school improvement goals and strategies.

Public Meeting

A public meeting will be held on September 17, 2007 to review this report.